

May Enrollment Report
 May 2010 Student / Teacher ADA *
 May 2010 Count of ISS / OSS by Building

Vogel Wetmore		Female	Male	Totals	ADA %
	K	47	36	83	94%
	1	36	46	82	94%
	2	38	39	77	96%
	3	26	39	65	94%
	4	29	39	68	96%
	5	39	30	69	95%
Totals		215	229	444	95%

Teacher ADA %	Total ISS / OSS (n)
85%	-

Middle School		Female	Male	Totals	ADA %
	6	181	207	388	94%
	7	168	202	370	94%
	8	177	195	372	91%
Totals		526	604	1,130	93%

Teacher ADA %	Total ISS / OSS (n)
87%	17

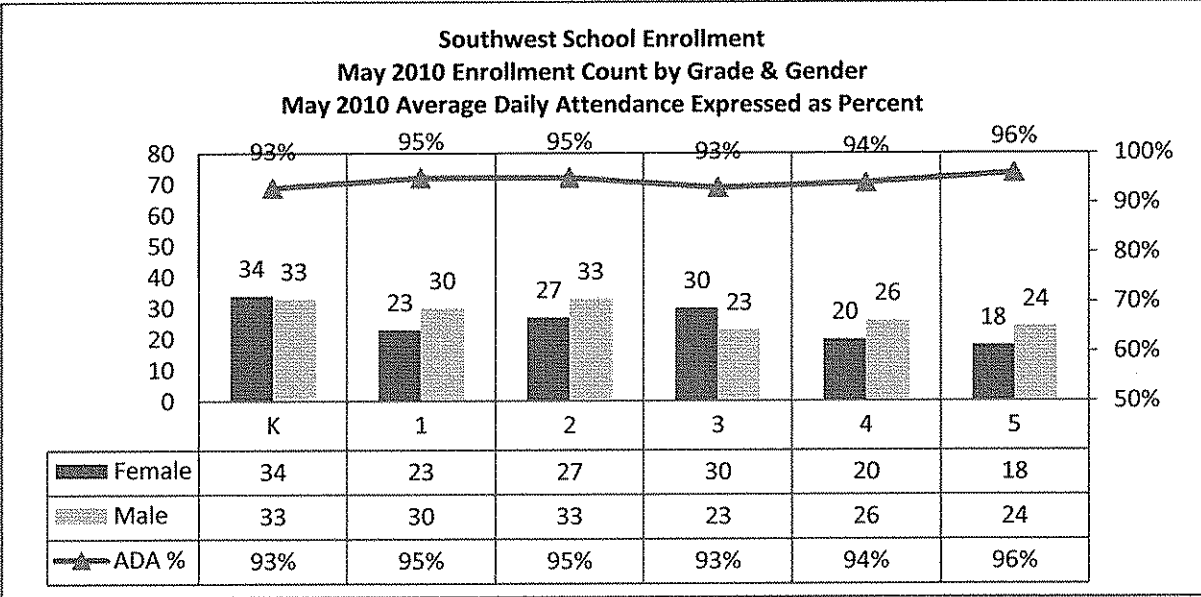
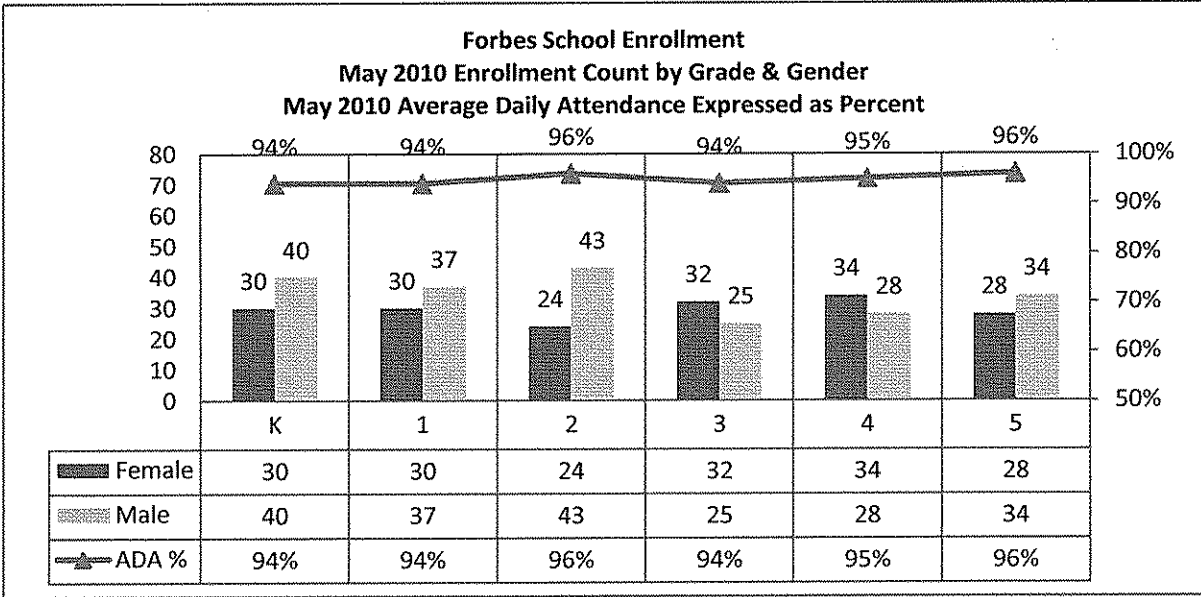
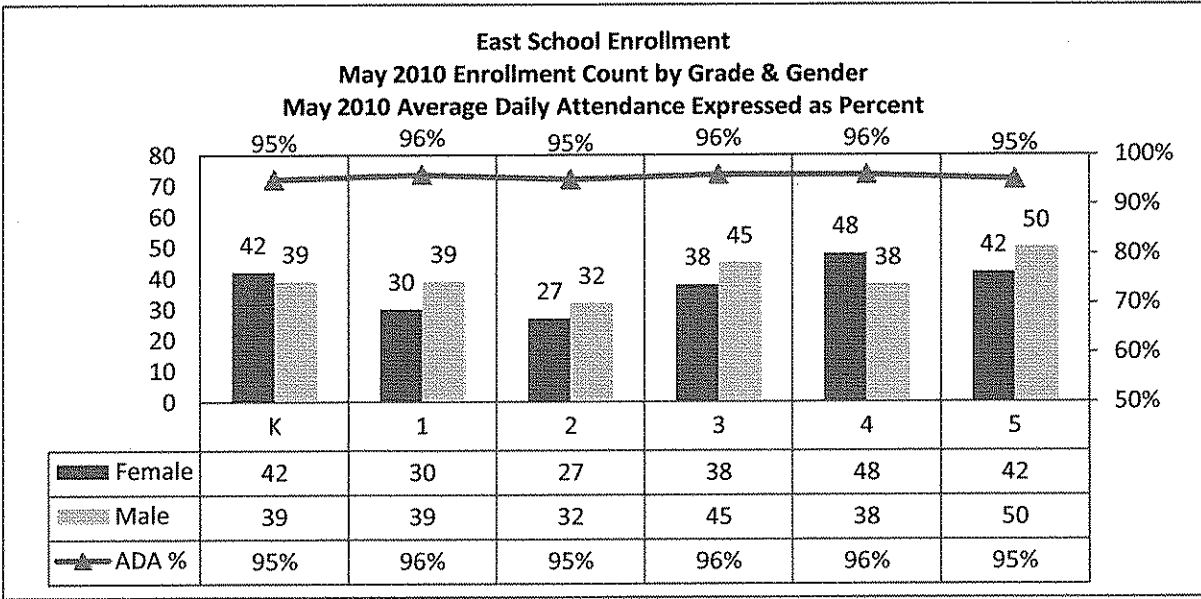
High School		Female	Male	Totals	ADA %
	9	152	162	314	93%
	10	137	140	277	92%
	11	113	136	249	93%
	12	144	143	287	93%
Totals		546	581	1,127	93%

Teacher ADA %	Total ISS / OSS (n)
93%	34

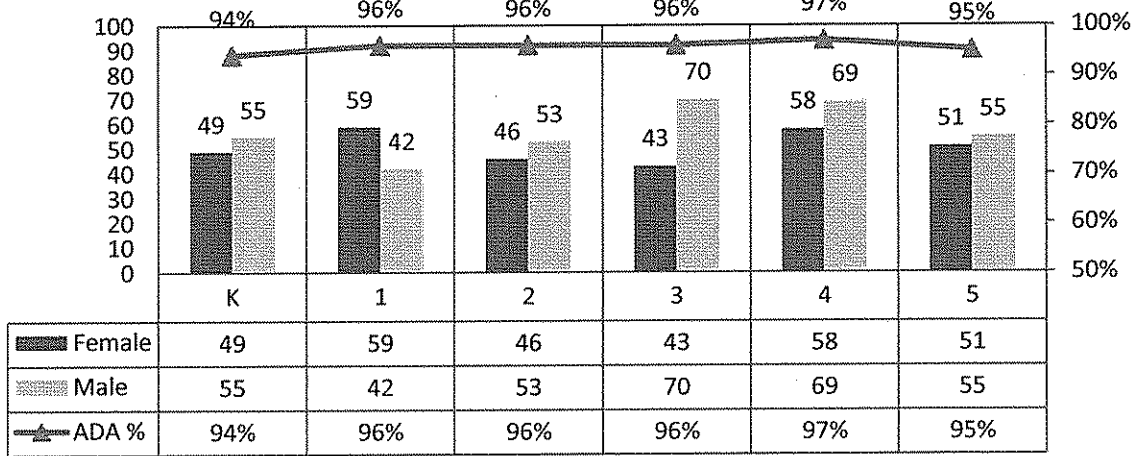
Districtwide		Female	Male	Totals	ADA %
TPS Grand Total		2,150	2,377	4,527	94%

Teacher ADA %	Total ISS / OSS (n)
91%	64

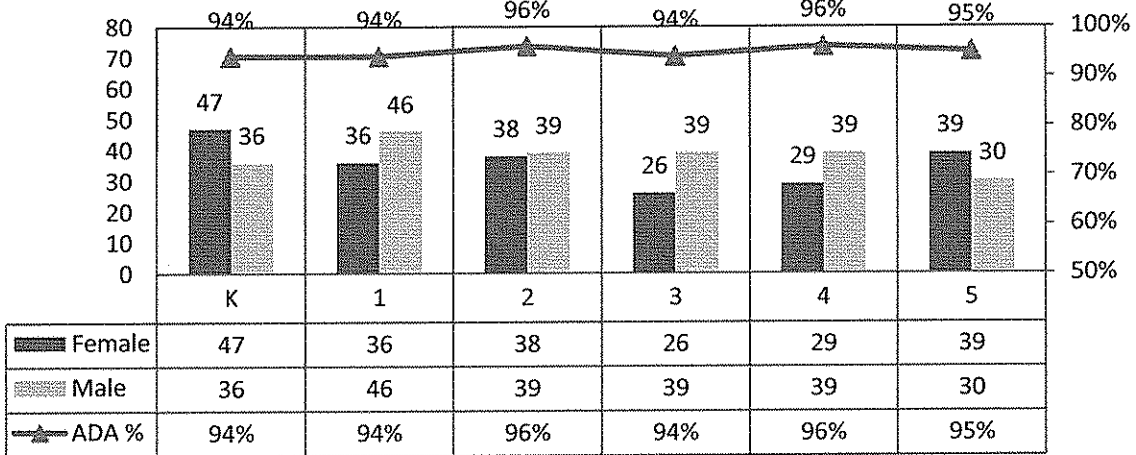
* ADA = Average Daily Attendance



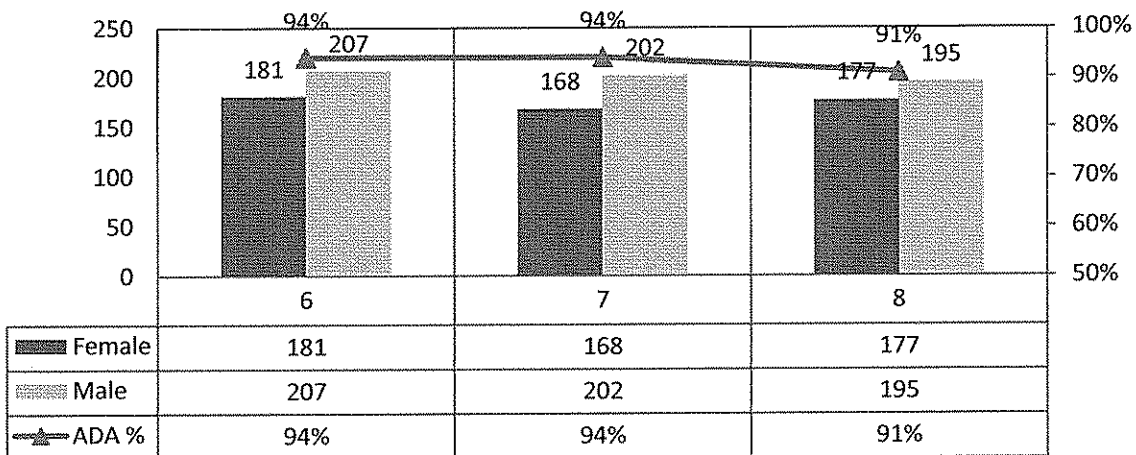
Torrington School Enrollment
May 2010 Enrollment Count by Grade & Gender
May 2010 Average Daily Attendance Expressed as Percent



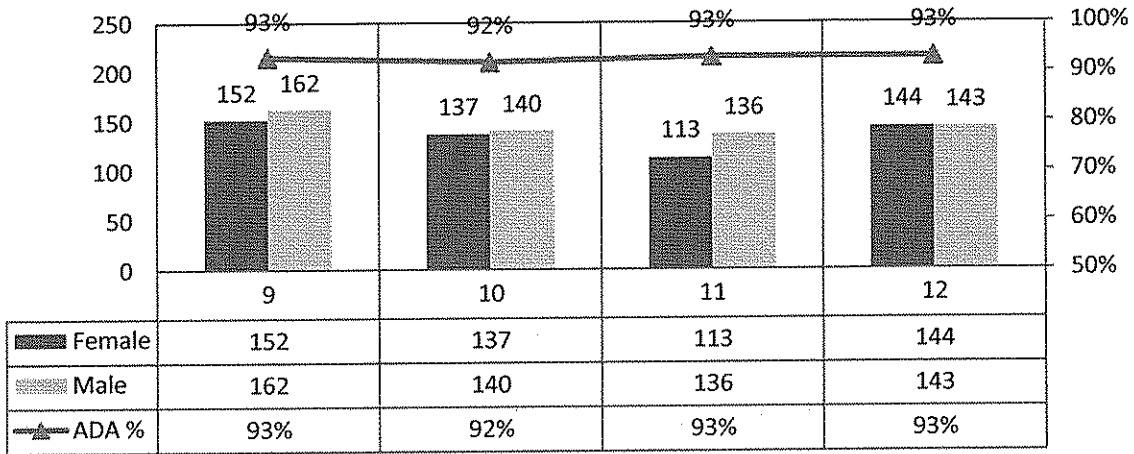
Vogel Wetmore School Enrollment
May 2010 Enrollment Count by Grade & Gender
May 2010 Average Daily Attendance Expressed as Percent



Torrington Middle School Enrollment
May 2010 Enrollment Count by Grade & Gender
May 2010 Average Daily Attendance Expressed as Percent



Torrington High School Enrollment
May 2010 Enrollment Count by Grade & Gender
May 2010 Average Daily Attendance Expressed as Percent



May 2010
Student / Teacher ADA
by Building Expressed as Percent

