

Enrollment Report  
 November 2011 Student / Teacher ADA \*  
 November 2011 Count of ISS / OSS by Building

East		Female	Male	Totals	ADA %
	K	27	36	63	93%
	1	33	31	64	96%
	2	38	34	72	93%
	3	25	30	55	96%
	4	27	30	57	94%
	5	41	38	79	93%
<b>Totals</b>		<b>191</b>	<b>199</b>	<b>390</b>	<b>94%</b>

Teacher ADA %	Total ISS / OSS (n)
92%	-

Forbes		Female	Male	Totals	ADA %
	K	37	36	73	93%
	1	31	40	71	93%
	2	29	33	62	93%
	3	26	35	61	95%
	4	25	41	66	94%
	5	31	23	54	95%
<b>Totals</b>		<b>179</b>	<b>208</b>	<b>387</b>	<b>94%</b>

Teacher ADA %	Total ISS / OSS (n)
94%	-

Southwest		Female	Male	Totals	ADA %
	K	22	28	50	96%
	1	19	34	53	93%
	2	34	38	72	93%
	3	20	27	47	93%
	4	17	34	51	96%
	5	31	19	50	92%
<b>Totals</b>		<b>143</b>	<b>180</b>	<b>323</b>	<b>94%</b>

Teacher ADA %	Total ISS / OSS (n)
94%	-

Torrington		Female	Male	Totals	ADA %
	K	49	51	100	95%
	1	66	83	149	95%
	2	51	42	93	97%
	3	57	42	99	96%
	4	40	51	91	96%
	5	42	67	109	96%
<b>Totals</b>		<b>305</b>	<b>336</b>	<b>641</b>	<b>96%</b>

Teacher ADA %	Total ISS / OSS (n)
96%	-

\* ADA = Average Daily Attendance

Enrollment Report  
 November 2011 Student / Teacher ADA \*  
 November 2011 Count of ISS / OSS by Building

Vogel Wetmore		Female	Male	Totals	ADA %
	K	37	41	78	89%
	1	36	48	84	95%
	2	42	43	85	95%
	3	31	41	72	94%
	4	44	40	84	95%
	5	33	27	60	94%
<b>Totals</b>		<b>223</b>	<b>240</b>	<b>463</b>	<b>94%</b>

Teacher ADA %	Total ISS / OSS (n)
90%	3

Middle School		Female	Male	Totals	ADA %
	6	183	193	376	94%
	7	177	175	352	93%
	8	183	210	393	93%
<b>Totals</b>		<b>543</b>	<b>578</b>	<b>1,121</b>	<b>93%</b>

Teacher ADA %	Total ISS / OSS (n)
93%	43

High School		Female	Male	Totals	ADA %
	9	150	177	327	89%
	10	129	130	259	92%
	11	132	143	275	90%
	12	120	133	253	87%
<b>Totals</b>		<b>531</b>	<b>583</b>	<b>1,114</b>	<b>90%</b>

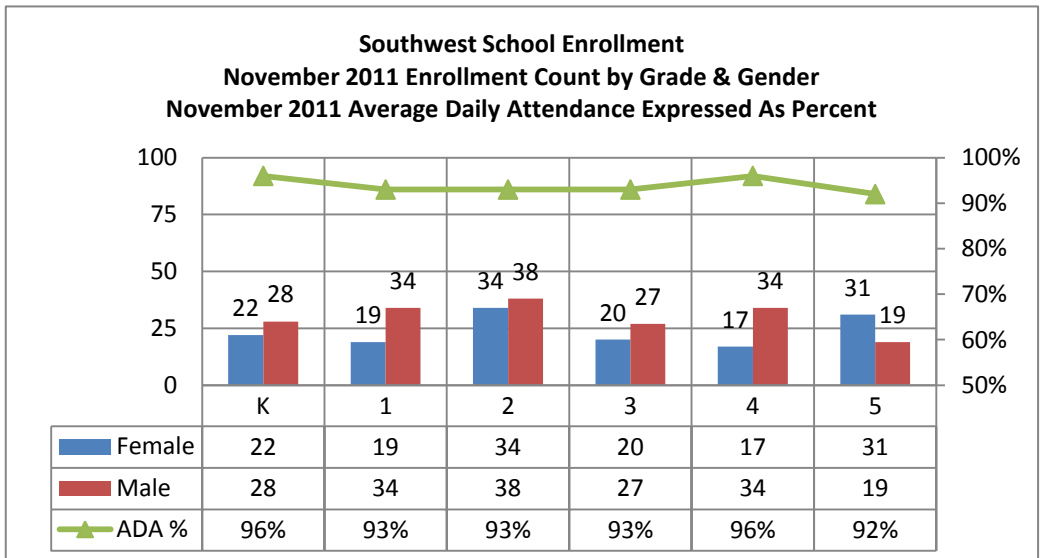
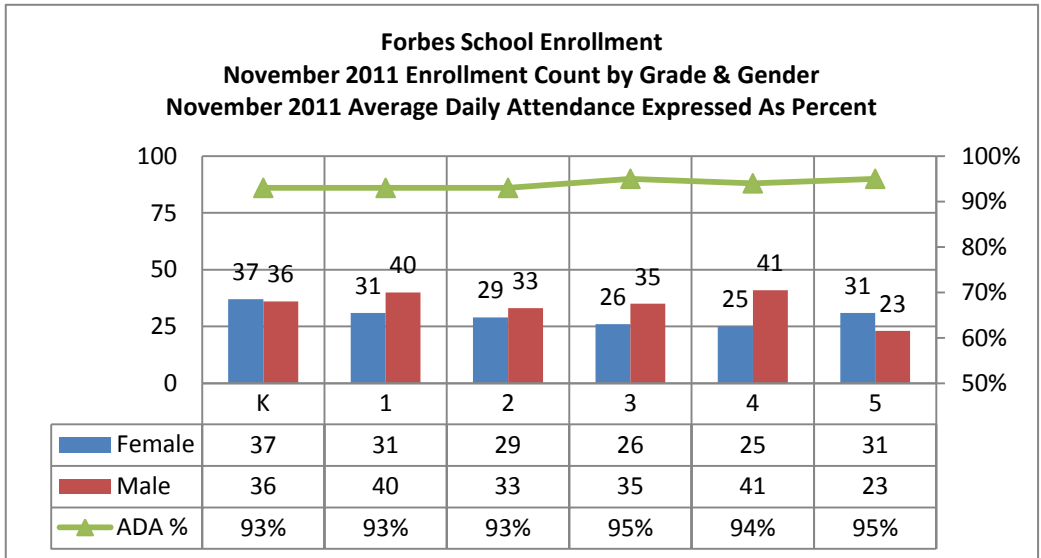
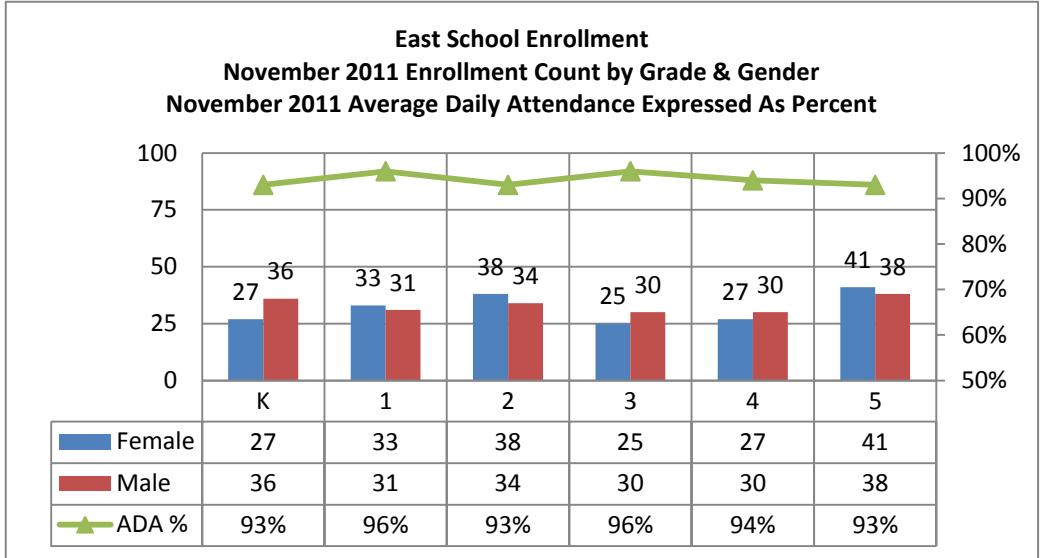
Teacher ADA %	Total ISS / OSS (n)
94%	39

Districtwide	Female	Male	Totals	ADA %
<b>TPS Grand Total</b>	<b>2,115</b>	<b>2,324</b>	<b>4,442</b>	<b>93%</b>

Teacher ADA %	Total ISS / OSS (n)
93%	85

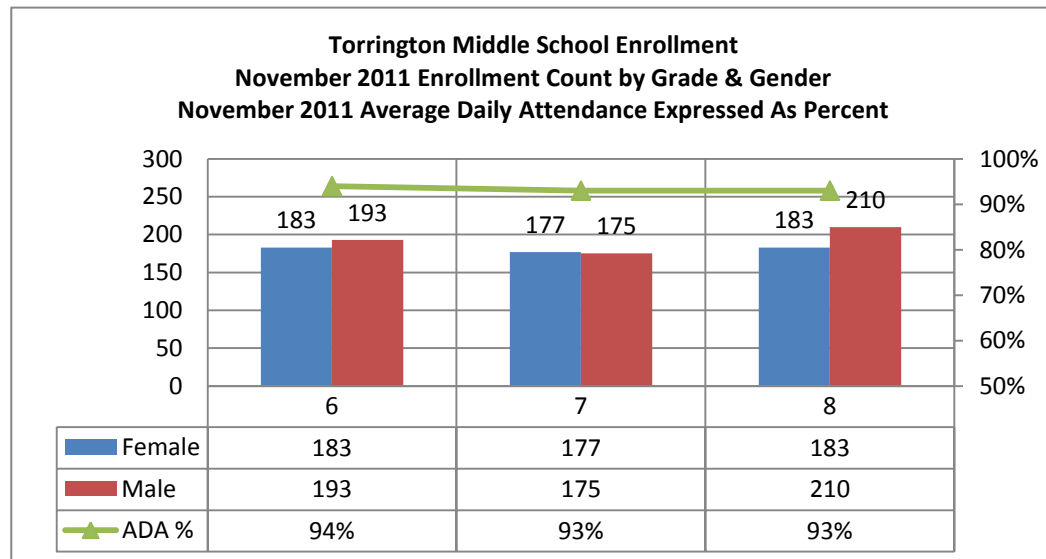
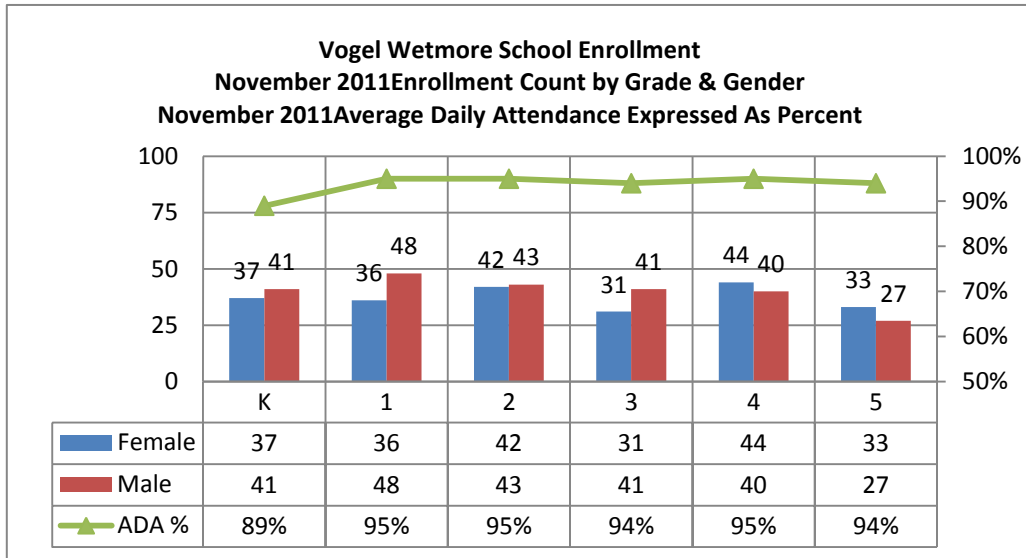
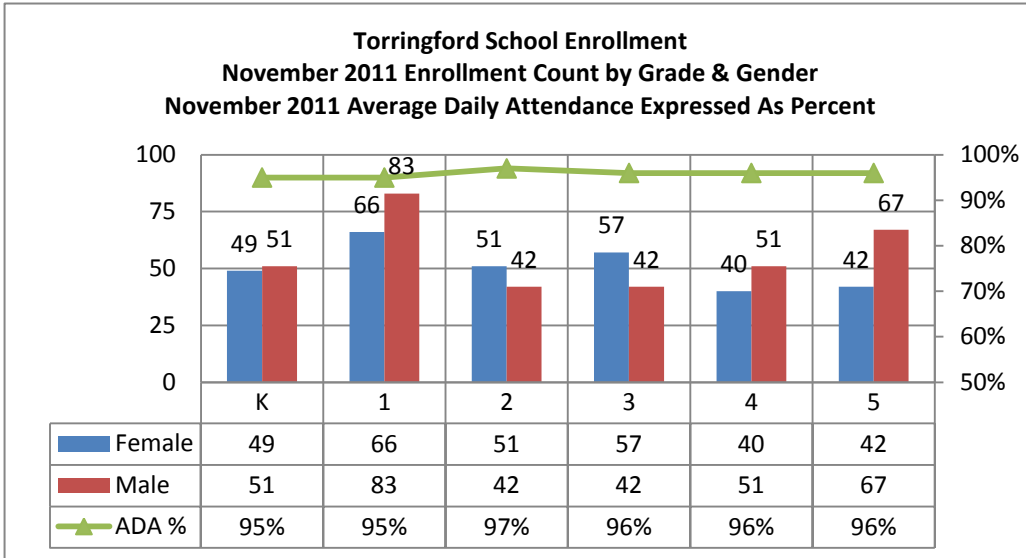
\* ADA = Average Daily Attendance

Enrollment Report  
 November 2011 Student / Teacher ADA \*  
 November 2011 Count of ISS / OSS by Building



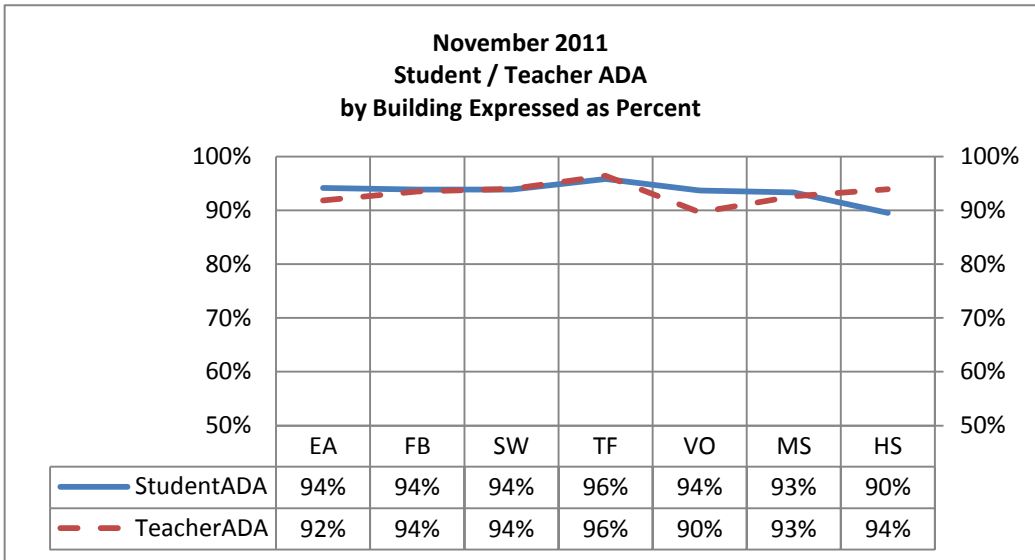
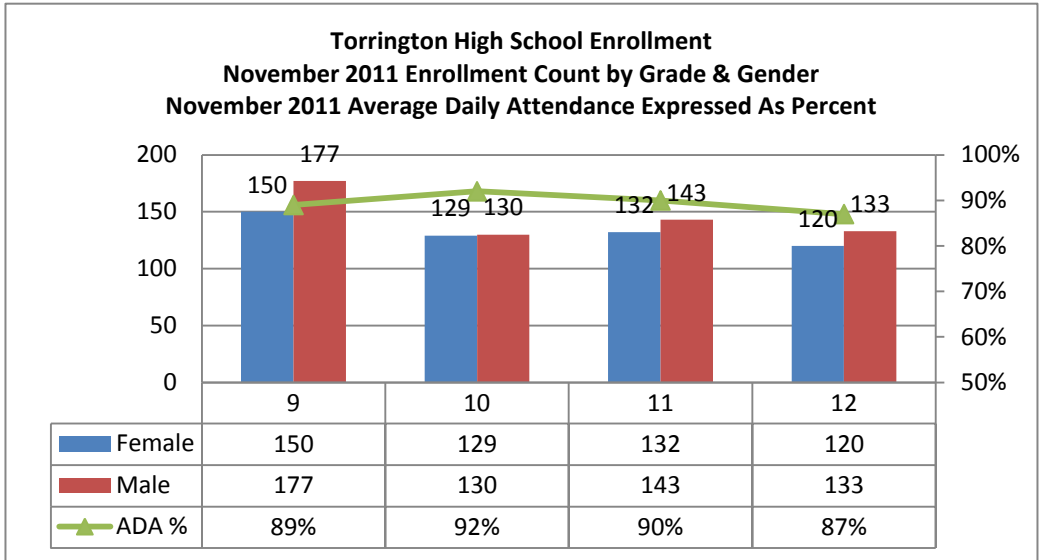
\* ADA = Average Daily Attendance

Enrollment Report  
 November 2011 Student / Teacher ADA \*  
 November 2011 Count of ISS / OSS by Building



\* ADA = Average Daily Attendance

Enrollment Report  
 November 2011 Student / Teacher ADA \*  
 November 2011 Count of ISS / OSS by Building



\* ADA = Average Daily Attendance