

Getting Ready for Kindergarten





Ask & Answer Questions

Encourage your child to **ask** questions.

Additionally, take the time to **answer** your child's questions.

If you don't know the answer, say "I don't know," or help your child find the answer in a book, on the Internet, or from another adult.

Build Imagination



Give your child toys or items to build their imagination!

What can your child do with an empty box? Can that box become a car or a fort?

Encourage your child to use dress-up clothes, kitchen sets, and blocks.

Count

COUNT ...

COUNT ...

COUNT ...

COUNT EVERYTHING!

Begin by modeling how to count. For example, count the number of spoonfuls of food as you place it on your child's plate.

Practice counting to 10. Count common objects (toys, small snacks, socks).

Encourage your child to touch each object as he counts.




Daily Routines



There are a number of other reasons that routines are helpful for your Kindergartener's development.

-
- Routines can help children understand time and time management.
- Routines can help children get used to having chores.
- Routines can establish important habits such as brushing teeth and hair.


Explore New Ways



4 and 5 year olds are often **lively, energetic** and **social**. Children at this age begin to feel good about their basic skills, such as speaking, running, drawing and making things. They want to use these skills over and over and explore new ways to do things.

They are often interested in what everyone around them is doing, from the mail carrier to neighbors, to random new faces on the playground. Have conversations with them about anything that arouses their curiosity.

Following Directions



Begin with one-step directions. For example, “Put your toy in the basket.”

When your child is successful following one-step directions, help your child practice following two-step directions. For example, “Put your book away, and then get in bed.”

Grammar

Use proper grammar when speaking to your child.

Instead of saying, “Mommy wants you to come here,” say, “I want you to come here.”



Humor and Hugs


Find the humor each day in the way your Kindergartener perceives the world. These stories will be cherished for a lifetime. We believe in hugging our youngest learners and are longing for the day when we can do that again.




Independence

Work with your child to begin to develop independence and self-help skills. For example: hand washing, zipping coat, tying shoes, opening/closing containers, etc.

We know it's sometimes easier for parents to do things for their child. Our philosophy in school is to never do for a child what they can do for themselves.



Jump and Jog



Use opportunities such as jumping and jogging to develop balance and coordination. Jump on two feet.

Jump on one foot, then the other foot.

Jump rope and sing a jump rope chant/rhyme.

Jump over a stick or other object.

Jog in place or around the yard.

Kinesthetic Opportunities



Get out and move with your child! Make mudpies on a rainy day!
Draw or paint on the sidewalk with sidewalk paints and chalk.
Have a dance party and move to the beat of the music.
Make a craft together! Hands-on learning opportunities are fun!

Literacy Skills

Work to build literacy skills with your child:

- Model reading
- Talk and listen to each other
- Share funny stories
- Make up stories and act them out
- Sing songs and recite poems
- Notice the written words all around you (pictures are words too!)
- READ aloud to your child daily




Motor Skills

Build Motor Skills (large and small)

- Hold a pencil / crayon
- Stand on one foot
- Bounce a ball
- Color, draw, paint
- Cut (safely) with scissors
- Trace simple shapes
- Button ~ zip ~ tie



Numbers & Shapes



Notice numbers and shapes all around you!
Do you see any patterns?

Opportunities for Learning

Learning does not just take place within the walls and classrooms of a school. Baking and cooking with your child helps to develop reading and math skills through measuring and counting the ingredients of a favorite family recipe. Creating a shopping list together and then going to the store is a perfect learning opportunity. As your child finds the items on your list, talk about the beginning letters and sounds for the items, count out the money needed for the purchase together, etc. Everyday life experiences are perfect opportunities for learning.



Play



Encourage Play Dates ~ Play Outside ~ Play games with your child!

Provide opportunities for your child to grow and develop through play.

Quiet Time

Have some quiet time with your child.

Read a wonderful book together, explore a hiking trail, walk around your neighborhood, watch a silly movie.

Let your imagination run wild.

Talk with your child as you experience these activities together as your conversations help your child to develop the vocabulary your child needs to learn and grow!



Rhyming

Rhyming is a helpful first step toward phonemic awareness. When children play with rhymes, they listen to the sounds within words and identify word parts. For example, the /at/ sound in the word *mat* is the same /at/ sound in *cat*, *rat*, *sat*, and *splat*.

Children typically learn to recognize rhyming words first and generate their own rhymes later. It is important to recognize that these skills are not always learned on a schedule.



Sing and Dance

First of all, have fun and be silly! Make up songs, make up the words or use musical instruments to create a rhythm.

Count the beat.

Start and stop the music or the dance so your child learns to control their actions.

You can use simple household objects to make a drum or shaker and use these to make music together.

Make up dances and use everyday objects for props to put on a show (e.g., scarves, hats, sticks or spoons). We'd love to see your videos!



Thinking and Talking


Begin to compare objects, thinking and talking about how things are the same or different.





Using Imagination

Kindergartners love to play and use their imagination. Everyday objects can become toys. Dining room chairs lined up can become bus seats on a bus. Blankets and furniture can be used to create an indoor fort on a rainy day. Sidewalk chalk lines drawn on the driveway can become “roads” for bicycles and scooters. Give your child some everyday objects to use in a creative and playful way.



Visits


Visit

- ~ Torrington Public Library ~
- ~ KidsPlay Children's Museum ~
- ~ Local Parks and Playgrounds ~
- ~ Warner Theatre ~

Wait Time

Practice having your child wait a little longer for their turn or to get things that they want. It's also important for families to remember that we need to give our young learners wait time to share their stories, express their feelings or share anything that they'd like to with you.

(although this will still be very hard at times).




E **X** cited

for Kindergarten!



You are our most important partners!

No one knows their child better than you. It is so important that you share with us any information that will better help us work with your child. Please know that we always appreciate you communicating anything we need to know about your child.



Zoom Meetings

While we hope that all parents will be permitted to enter the building this upcoming school year, we will still offer Zoom meetings for parents for conferences, PPTs, meetings, etc. if that is easier for you.



We look forward to meeting
you and your kindergartner!

If you have any questions, please don't hesitate to contact
Georgia Austin (Torrington School, Assistant Principal) at

gaustin@torrington.org

Alden Paye (Vogel Wetmore, Assistant Principal) at

apaye@torrington.org

CREDITS: This presentation template was
created by **Slidesgo**, including icons by
Flaticon, infographics & images by **Freepik**.

Directions to Register Your Child for Kindergarten

The first part of Kindergarten registration is to complete Torrington Public Schools online

The second part of registration is to visit your child's future school or email the documents to your child's school. See below for documents to bring with you:

- An ORIGINAL Birth Certificate. If bringing materials to the school, please bring an official ID to verify that you are the legal guardian.
- A copy of your child's Health Assessment record including immunization record
(The State of Connecticut mandates all students entering public schools have certain immunizations.)
- Please provide **two** proofs of residency documents. **ONE FROM EACH category below:**

Category 1

- Copy of a current mortgage statement
- Copy of a current lease showing name of the lessee and tenants with landlord name and phone number

Category 2

- Current utility bill (gas, electric, water, landline phone, cable) Cell phone bill will not be accepted
- Copy of current tax bill (house, car, sewer)

Please Note: If you are unable to produce a document from Category 1 or 2 because you are living with someone else, please complete the **Affidavit of Residency** form. Please call your school for instructions regarding this form.